

**INSERTA** **TEE** 



**THE LATERAL CONNECTION SOLUTION<sup>®</sup>**

## INSERTA TEE® DESCRIPTION

INSERTA TEE is a three piece service connection consisting of a PVC Hub, Rubber Sleeve and Stainless Steel Band. INSERTA TEE is compression fit into the cored wall of a mainline and requires no special tooling. INSERTA TEES are designed to connect 4" (100 mm) through 30" (750 mm) laterals to all known solidwall, profile, closed profile, corrugated pipe and manhole structures manufactured today.

### INSERTA TEE for NEW & REHAB installations allows:

- Reduction in labor hours and pipe materials
- Services to be connected where needed
- Easier grading of mainline
- Matching of the internal radius of your pipe or structure for minimal penetration

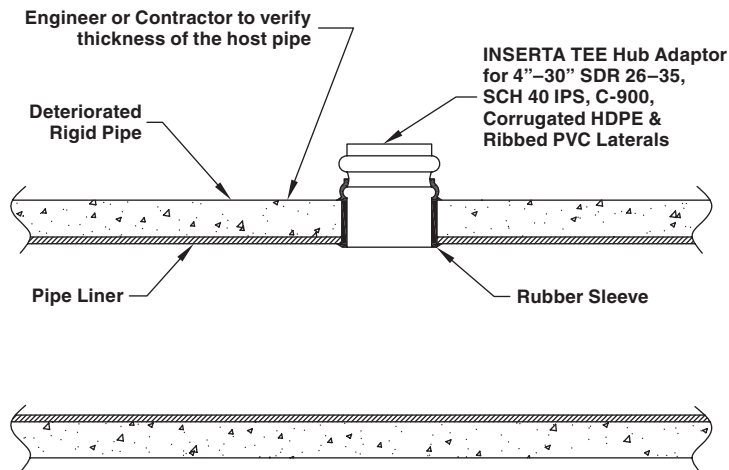
### INSERTA TEE for TAPPING EXISTING LINES without disturbing the bedding while eliminating:

- Glues, epoxies and grout
- Tightening and retightening of bands around mainline
- Awkward gaskets

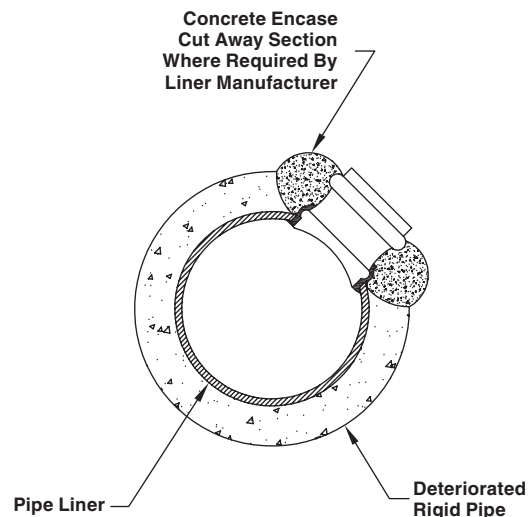
### When Sliplining, Pipe Bursting and Relining, INSERTA TEE allows the following:

- Compression fitting directly into both mainline and new liner or just into new liner
- Simple installation with no special equipment required
- For Pipe Bursting the connection is made directly into solid wall PE and PVC pipe

#### Detail for coring—both the host pipe and the liner



#### Detail for coring—directly into the liner



### Applications:

- |                            |                           |
|----------------------------|---------------------------|
| ■ Sanitary Sewers          | ■ Storm Sewers            |
| ■ Pipe Bursting (HDPE/PVC) | ■ Sliplining              |
| ■ Fold-and-Formed Products | ■ Cured-In-Place Products |
| ■ Manholes                 | ■ Wet Wells               |
| ■ Drainage                 | ■ Irrigation              |
| ■ Catch Basins             | ■ Electrical Vaults       |

# FITS ANY MAINLINE OR STRUCTURE

*Stainless Steel Band*



*Rubber Sleeve*

*Gasketed PVC Hub*

## SPECIFICATIONS

Rubber Sleeve . . . . .	ASTM F477
Band . . . . .	.301 SS
Screw . . . . .	.305 SS
Housing . . . . .	.301 SS
Gasket . . . . .	ASTM F477

## Any Mainline or Structure



## Lateral

*Allow longer lead times for custom fittings such as cast iron or ductile iron.*

## INSERTA TEE fittings for all gravity flow pipe and manholes

Ductile Iron	Spirolite	Ultra Rib™	Pro 21®
Fiberglass	Hi Q®/Sure-Lok®	PermaLok®	Polyethylene
PVC	Vylon®	Corrugated Metal	Truss®
Ultra Corr™	N-12®	Solflo® Max	A2000®
GOLDFLO®	Kor-Flo™	Concrete	Clay
Weholite®	Asbestos Cement	N-12® HP	SaniTite® HP
DuroMaxx®			

INSERTA TEE construction varies with pipe type and size.  
For pipe not listed, contact our engineering department.

# EASY, FAST & WATERTIGHT

## Coring Machine

INSERTA FITTING's electric coring machine is designed for fast and efficient operation for coring hole sizes up to 30" (750 mm) in any type of pipe.

Recommended for all concrete, clay, fiberglass, ductile iron and also works well with plastic pipe connections over 10".



*Coring Machine*

## Diamond Bits

Our diamond bits are of the highest quality to ensure maximum holes per bit.

Diamond bits are recommended for concrete, clay, fiberglass and ductile iron.

## Hole Saws

Our unique designed hole saws allow the user to core fast, smooth and clean holes.

For more detailed information on hole saws, refer to the INSERTA TEE Hole Saws Brochure (#10791).



*Handheld Drills*



## Hole Saw Sizing Chart

INSERTA TEE Size	Hole Saw Size
4" (100 mm)	4 1/2" (114 mm)
6" (150 mm)	6 1/2" (165 mm)
8" (200 mm)	8 3/4" (222 mm)
10" (250 mm)	10 7/8" (276 mm)
12" (300 mm)	12 7/8" (327 mm)
15" (375 mm)	15 13/16" (402 mm)
18" (450 mm)	19 3/16" (503 mm)
21" (525 mm)	22 9/16" (573 mm)
24" (600 mm)	25 5/16" (643 mm)
27" (675 mm)	28 1/2" (724 mm)
30" (750 mm)	32 17/32" (826 mm)

## TESTING INFORMATION\*

### **Northwest Testing Laboratory; Portland, Oregon**

*Reference Document: ASTM D3212*

A 4" INSERTA TEE was installed into an 8" profile pipe with the following results:

- Pressure @ 16.5 psig for 10 minutes
- Vacuum to 22" Hg for 10 minutes
- Back to room pressure
- Vacuum to 22" Hg for 10 minutes
- No leakage
  - Pipe Deflected 5%
  - Pressure @ 10.8 psig for 10 minutes
  - No leakage

A 4" INSERTA TEE was installed into an 8" smooth wall PVC pipe with the following results:

- Pressure @ 28 psig for 5 minutes
- No leakage

INSERTA TEEs were installed into smooth wall PVC and concrete pipe with the following results:

- Pressure @ 13 psig for 10 minutes
- No leakage

### **Independent Testing by Major Pipe Manufacturers**

*Reference Document: ASTM D3212*

A 4" INSERTA TEE was installed into a 10" profile pipe with the following results:

- Pressure @ 12 psig for 50 hours
- No leakage

A 6" INSERTA TEE was installed into a 12" profile pipe with the following results:

- Pressure @ 12 psig for 24 hours
- No leakage

A 4" INSERTA TEE installed in 6"-12" solid wall PVC, a 6" INSERTA TEE installed in 8"-12" solid wall PVC and an 8" INSERTA TEE installed in 10"-12" solid wall PVC with the following results:

- Pressure @ 10.8 psig for 10 minutes
- No leakage

INSERTA TEEs (4", 6" and 8") installed in SaniTite HP pipe with the following results:

- Pressure @ 10.8 psig for 10 minutes
- No leakage

*\*This is highlighted testing on common sizes. Testing on additional size combinations available on request.*



# INSERTA TEE® PRODUCT SPECIFICATION

## Scope

This specification describes 4- through 30-inch (100 to 750 mm) INSERTA TEE service connections for use in gravity-flow sewer and drainage applications.

## Product Requirements

INSERTA TEE service connections shall consist of a PVC hub, rubber sleeve and stainless steel band. Connection shall be a compression fit into the cored wall of a mainline pipe. Hub shall be made from heavy-duty PVC material. Stainless steel clamping assembly shall be made from minimum 301 grade steel. Rubber sleeve and gasket, when applicable, shall meet the requirements of ASTM F477. Gaskets shall be installed by the manufacturer. The water-based solution provided by the manufacturer shall be used during assembly. *Do not use pipe lube.*

The INSERTA TEE can be installed into any mainline pipe or structure. Connection hubs are available to connect to: corrugated polyethylene, corrugated polypropylene, PVC C900, SDR 26 HWS, SDR 35 (gasketed bell, SWR spigot & solvent weld bell), IPS/Sch 40 (gasketed bell & solvent weld bell) and corrugated PVC. Custom pipe types available.

## Joint Performance

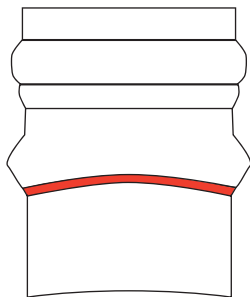
INSERTA TEE product includes a watertight bell connection meeting the requirements of ASTM D3212.

## Field Pipe and Joint Performance

To assure watertightness, field performance verification may be accomplished by testing in accordance with ASTM F2487, ASTM C969 or ASTM F1417. Appropriate safety precautions must be used when field-testing any pipe material. Contact the manufacturer for recommended leakage rates.

## Installation

Installation shall be in accordance with manufacturer's recommended installation guidelines. Backfill around the INSERTA TEE service connection shall be of the same material type and compaction level as specified for the mainline pipe installation. Contact your local representative or visit the website at [www.insertatee.com](http://www.insertatee.com) for a copy of the latest installation guidelines.



*Product configuration & availability subject to change without notice. Product detail may differ slightly from actual product appearance.*

**Inserta Fittings Co.**    p 503.357.2110 | f 503.359.5417 | [sales@insertatee.com](mailto:sales@insertatee.com) | [insertatee.com](http://insertatee.com)

Inserta Fittings "Terms and Condition of Sale" are available on the website, [www.insertatee.com](http://www.insertatee.com). INSERTA TEE® is a registered trademark Inserta Fittings Co. N-12®, N-12® HP and SaniTite® HP are registered trademarks of Advanced Drainage Systems, Inc. Hi-Q® and Sure-Lok® are registered trademarks of Hancor, Inc. Truss®, A2000® and DuroMaxx® are registered trademarks of Contech®, GOLDFLO® is a registered trademark of Prinsco, Inc. Ultra Corr™ and Ultra Rib™ are registered trademarks of JM Eagle™. Kor-Flo™ is a registered trademark of Royal Group®, Parmalok® is a registered trademark of Permalok Corporation, Pro-21® is a registered trademark of Diamond Plastics Corporation®, Vylon® is a registered trademark of Prime Conduit®, Weholite® is a registered trademark of KWH Pipe, Solflo® Max is a registered trademark of Soleno. © 2011 Inserta Fittings Co. (AD390511) BRO #10790 05/11